

ELECTRI BOLT

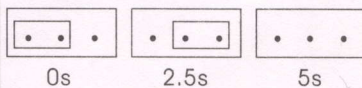
Installation Manual

Is special designed for frameless glass door, used by matching a bracket. Time delay Setting can keep the bolt open/close status in a certain period. So when it connects to Access control, it can make some employee enter or exit the door simultaneously. It also can check the position of lock and door.

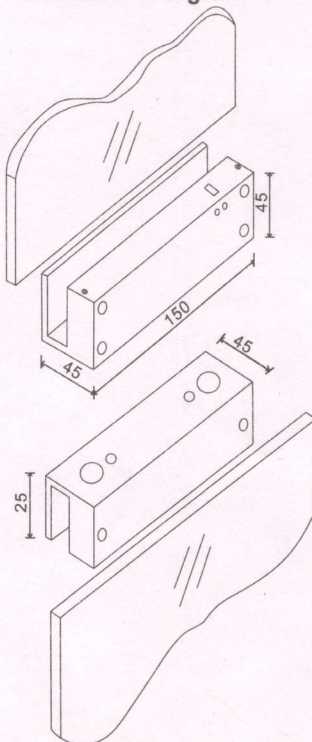
Specifications:

Working Mode	Fail Safe/Fail Secure
Input Voltage	12VDC
Start-up Current	0.90A
Operating Current	0.25A
Dimension	150mm×45mm×45mm
Weight	0.4kg

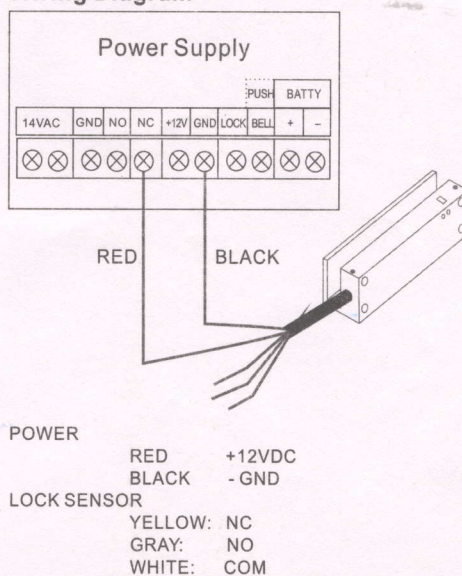
Time Delay Setting



Installation Diagram



Wiring Diagram



Note:

1. When you connect the red cable to NC, the lock is fail Safe.
2. When you connect the red cable to NO, the lock is fail Secure.